

Sentence Starters Guiding Worksheet

My artwork is titled...

I created...

First I used <art supply> to...

Then I added...

At first I was going to do this, but then I changed my mind and...

Next, I asked <classmate's name> what they thought I should add. He/she suggested that I...

I chose to make this because...

It was challenging for me because...




I learned something new. I learned how to...

I think that my art project is good because...

The strongest element of art in my project is <choose an art element> **because... <use at least 2 adjectives to describe how you used the art element IN SPECIFIC PARTS OF THE ARTWORK>**

*** there is a word bank of adjectives on the back side*

RUBRIC FOR THE ARTIST STATEMENT:

W.O.W. Artist Statement	CRITERIA	 Expectation	 Developing	 Beginner	POINTS
	Art-making Process <ul style="list-style-type: none"> • uses words like "First, Then, Next" • uses correct vocabulary in relation to the materials and process • effort & depth of thought is evident 	3	2	1	
	What I learned <ul style="list-style-type: none"> • it's clear to us what you learned • challenged yourself • reflection was completed on time 	3	2	1	
	Elements of Art <ul style="list-style-type: none"> • clearly states which art element is most strongly used • uses 2 adjectives to describe the element • references specific areas of the artwork 	3	2	1	

9 pts possible)

Elements of Art - Guiding Worksheet

Choose 1 Element of Art	Circle 2 adjectives that best describe what you see in the artwork:			Create a sentence using your chosen adjectives. <i>Be specific about where in your artwork we can see this element of art strongly used.</i>
Color	Tint Hue Bright Muted Shocking Warm Cool	Startling Stark Faint Pale Lively Intense Modest Complementary	Faded Dull Vibrant Simple Subtle Neutral Distinctive	
Line	Stroke Mark Precise Blended Dashed Dotted Long Short Soft Hard Bold	Straight Angular Contour Harsh Irregular Wispy Dominant Continuous Horizontal Vertical Diagonal	Curving Elegant Geometric Repetitive Jagged Random Interrupted Thick Thin Calligraphic Expressive	
Texture	Repetitive Rough Shiny Jagged Patterned Smooth Scruffy	Squishy Subtle Slick Spongy Furry Hairy	Harsh Rugged Uneven Bumpy Scaly Knotty Corrugated	
Space	Contrasting Dramatic Placement Picture plane Overlapping Size difference 1 pt perspective	Cityscape Landscape Foreground Middle ground Background Positive space Negative space	Crowded Tight Flat Roomy Deep Vast Infinite Claustrophobic	
Shape (2D) -or- Form (3D)	Geometric Organic Free-form Abstract Curved Textured Modeled Random	Solid Bulky Dominating Convincing Realistic Representational Wide Stalky	Stable Volume Mass Precise Sculpted Light Heavy Massive	
Value	Tint Shade Dramatic Gradual Subdued Intense	Dull Minimal Medium Controlled Blended Transitioning	Changing Dominant Subtle Deep Dark Light	

